

## ARMOURPLAN PSG

### PRODUCT INFORMATION

Glass tissue reinforced polyester fleece-backed PVC single ply roofing membrane.

Used in a wide range of roofing applications on both flat and sloping roofs.

Suitable for both new build and refurbishment installations, including specialist applications such as simulated metal roofs.



Can be adhered onto most common substrates using Spectrabond Low Foaming PU adhesive or IKOpro Sprayfast FMA adhesive.

Forms a sleek finish.

### FEATURES & BENEFITS

- BBA Certified 05/4287
- Good UV resistance and durability
- Good mechanical properties and product performance
- Efficient and safe installation
- Secure seam welding quality
- Aesthetically pleasing finish
- Complete range of fixings and accessories available

Description	Armourplan PSG
<b>Thickness</b>	1.2mm
<b>Width</b>	2.12m
<b>Length</b>	20m
<b>Colour</b>	Mid Grey (nearest RAL 7046) Slate Grey (nearest RAL 7015)
<b>Material</b>	PVC-P
<b>Reinforcement</b>	Glass Tissue
<b>Fleece Backing</b>	120gsm Non-woven Polyester
<b>Product Code</b>	71021212 – Mid Grey 68021212 – Slate Grey



### INDEPENDENT ACCREDITATION

- BBA Agrément Certificate No. 05/4287
- CE Marked
- Manufactured in accordance with BS EN ISO 14001, ISO 9001 & BES6001

### SPECIFICATION

To complete the installation of Armourplan PSG, the system includes a wide range of accessories, including detailing and walkway membrane, cover strips, preformed corners and outlets, standing seam profile, pre-coated metal sheet for forming edge details, IKOfix fastening systems and termination bars, insulation and vapour control layers, adhesives, cleaners, sealants and rooflights.

# **DESIGN CONSIDERATIONS**

## **CONFIGURATION**

Before use thoroughly stir the Spectrabond Low Foaming PU Adhesive. Replace the container lid when work is interrupted. If required warm the Spectrabond PU Adhesive container in warm water.

Unroll the Armourplan PSG over the prepared substrate and fold back approximately half its length.

Apply a coat of Spectrabond Low Foaming PU adhesive using a roller or apply Sprayfast FMA adhesive to the substrate surface, priming only the area of roof where the membrane will be laid. *Note:* The PU adhesive must be given time to activate prior to applying the membrane. On activation i.e. the point at which the adhesive will afford the highest bond strength, the surface of the adhesive starts to change from pink/red to opaque.

Carefully roll the Armourplan PSG into the primed surface

Fold back other half of the roll of Armourplan PSG and repeat the procedure.

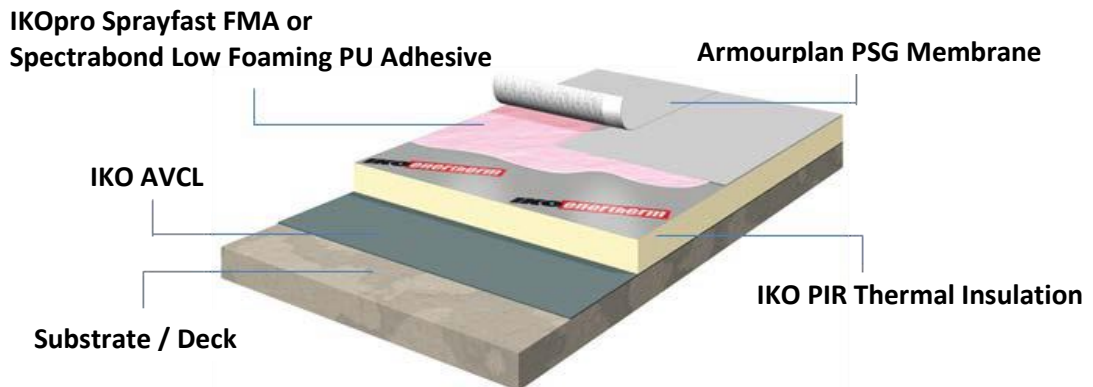
Roll with water filled roller or soft bristled broom to ensure intimate contact between the two surfaces.

Unroll the next roll of Armourplan PSG, ensuring the end laps are staggered and the side overlaps the previously installed sheet by 60mm.

Repeat the adhering process.

Fully hot air weld the 60mm side lap and allow to cool completely.

Mechanically check the integrity of the cooled weld by running a seam probe or 4mm wide screwdriver (with rounded edges) along the seam applying pressure into the seam.



## TYPICAL PROPERTIES

Characteristic properties	Unit	Method	IKO Armourplan PSG
Thickness +10%/- 5%	mm	EN 1849-2	1.20
Length +1%/- 0.5%	m	EN 1848-2	20.00
Width +1%/- 0.5%	m	EN 1848-2	2.12
Weight +10%/- 5%	g/m <sup>2</sup>	EN 1849-2	1650
Tensile strength (MD/TD)	N/50 mm	EN 12311-2	≥ 650
Elongation at break	%	EN 12311-2	≥ 40
Tear resistance	N	EN 12310-2	≥ 150
Peel strength of joints	N/50 mm	EN 12316-2	≥ 200
Shear strength of joints	N	EN 12317-2	≥ 650
Hail resistance	m/s	EN 13583	≥ 30
Nail Tear	N	EN 12310-1	≥ 150
Impact Resistance	mm	EN 12691	≥ 1100 Soft ≥ 450 Hard
Static Load	Kg	EN 12730	≥ 20
Dimensional stability 6 hrs at 80°C	%	EN 1107-2	≤ 0.5
Flexibility at low temperatures	°C	EN 495-5	≤ -30
External exposure to fire		BS EN 476-3	Ext F.AB
		EN 13501	T1 – NPD T2 – NPD T3 – NPD T4 – Pass*
Water tightness		EN 1928 method B	Pass
Root Resistance			NPD
Minimum Overlap	mm		60
Minimum welding width (Automatic)	mm		>30
Minimum welding width (Hand Welder)	mm		>60
Welding temperature	°C		385 - 450
Recommended welding speed (Automatic Welder)	m/min		1.8

\* Broof T4 applicable to tested build ups only. Please contact technical for further information.

## FURTHER PRODUCT INFORMATION

Full product literature, health & safety and technical sheets are available as downloads from our website [www.ikogroup.co.uk](http://www.ikogroup.co.uk) or on request by email